



SERVING THE FOOD INDUSTRY SINCE 1951

Variable Speed Immersion Blender 1 HP | 750 W

Item: 47712	47713	47822	47823
Model: BL-IT-0075-VT	-	-	-



#47712
Immersion Blender

**Elevate Your Culinary Experience with
an ultimate Variable Speed Immersion Blender**

- **Self-regulating variable speed control** automatically provides and stabilizes power according to the food type allowing for enhanced flexibility of use. You can easily blend everything from soft fruits to tough vegetables without worrying about overloading the motor. Whether you're preparing a tasty cream soup, vegetable puree, or homemade pancake batter, this blender has got you covered.
- **High-quality stainless steel construction** provides durability and longevity, and guarantees maximum hygiene and food-grade standards.
- **Rubber cover** on the lower part of the body provides a perfect grip.



Optional attachments
(Sold separately)

#47713
18" Shaft

#47822
14" Shaft

#47823
Whisk

Telephone: 1-800-465-0234

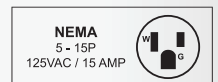
Fax: (905) 607-0234

Email: sales@omcan.com

Website: www.omcan.com



Authorized Dealer



Variable Speed Immersion Blender

1 HP | 750 W



KEY FEATURES



Exclusive feed tube “bayonet” slot means less time is required to replace the shaft and whip, making it even more efficient to use.



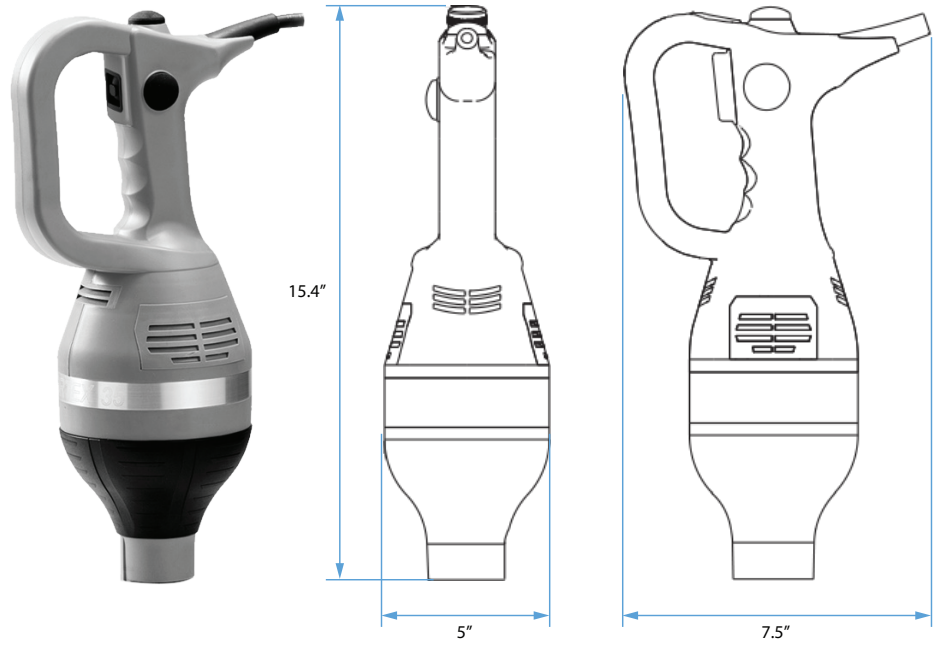
Innovative lightweight design and ergonomic handle, this blender is designed to reduce muscle strain and fatigue.



Double-insulated motor keeps electrical parts safe from water, while an effective ventilation system prevents overheating during long periods of use.

DIMENSIONS

(Measurements in diagrams are in inches)




SPECIFICATION

Item	47712
Power	750 W / 1 HP
Amps	8.5 A
Electrical	120V / 60Hz / 1Ph
Body Material	Plastic with Aluminum & Stainless Steel
Knife Revolution	2,300 to 15,200 rpm
Net Dimensions (WDH)	5" x 7.5" x 15.4" 127 x 190.5 x 390.5 mm
Gross Dimensions (WDH)	22" x 13" x 7" 558.8 x 330.2 x 177.8 mm
Net Weight	7 lbs/ 3.2 kg
Gross Weight	10 lbs/ 4.5 kg

KEY FEATURES



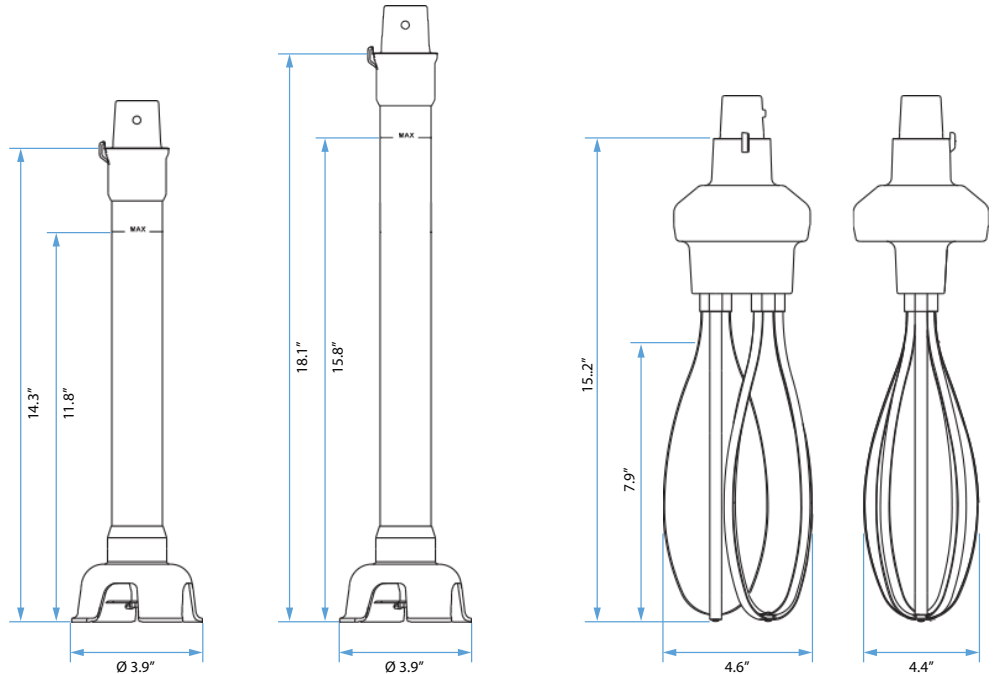
Stainless-steel construction and blade are corrosion resistant providing durability and appliance longevity.



Shafts and whip can be easily disassembled for fast and thorough cleaning.

DIMENSIONS

(Measurements in diagrams are in inches)



SPECIFICATION

Item	47713	47822	47823
Description	18" Shaft	14" Shaft	Whip
Capacity	50 Gal. / 210 Qt.	40 Gal. / 160 Qt.	
Construction	Stainless Steel with Plastic Detail	Stainless Steel with Plastic Detail	Aluminum covered by Stainless Steel and Plastic
Blade Material	Stainless Steel	Stainless Steel	Stainless Steel
Net Dimensions	Ø 3.9" x H 14.3" Ø 99 x H 363.5 mm	Ø 3.9" x H 18.1" Ø 99 x H 458.8 mm	4.6" x 4.4" x 15.2" 116.8 x 111.8 x 386 mm
Gross Dimensions (WDH)	23.3" x 9.1" x 5.9" 590.6 x 230.2 x 149.2 mm	19.3" x 9.1" x 5.9" 490.5 x 230.2 x 149.2 mm	20.5" x 8.5" x 9.8" 520.7 x 215.9 x 249.2 mm
Net Weight	4 lbs/ 1.8 kg	3 lbs/ 1.4 kg	5 lbs/ 2.3 kg
Gross Weight	5 lbs/ 2.3 kg	4 lbs/ 1.8 kg	6 lbs/ 2.7 kg